




Couper l'alimentation principale avant installation

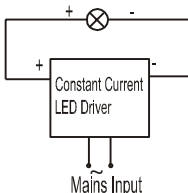
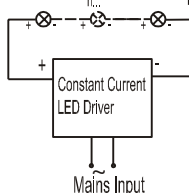
Always turn off main power before installation




	Art.No	BULB/SOURCE
	42910 42911	3.5W LED

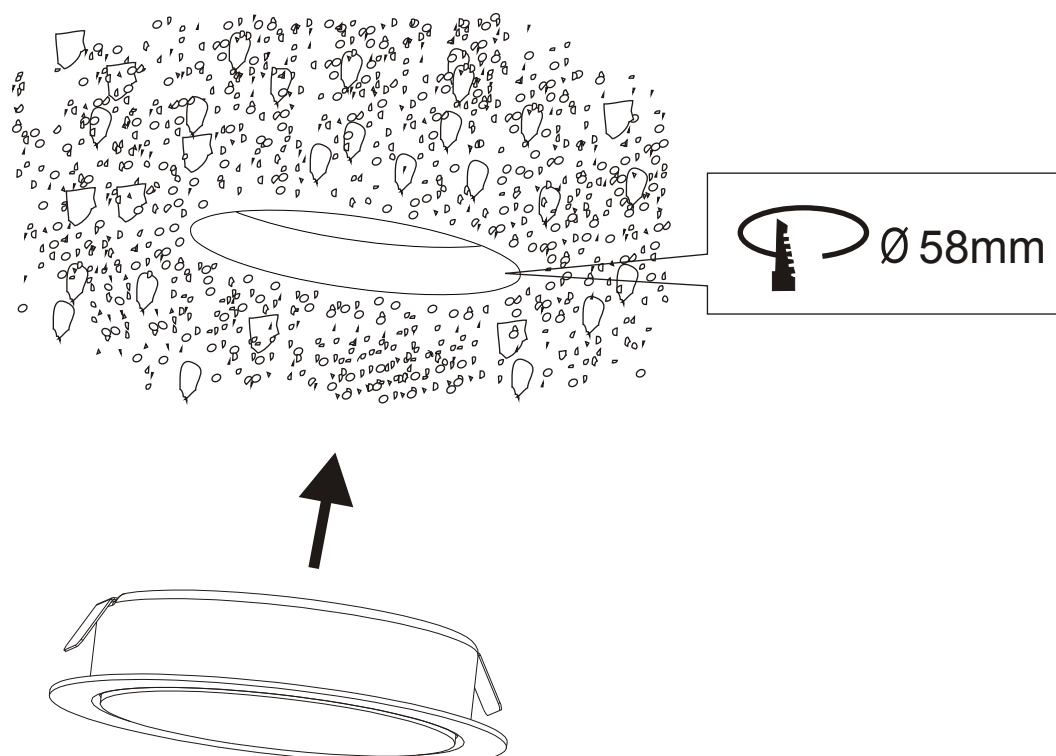
Need LED driver 350mA constant current
Voltage range including DC 9-11.6V

WARNING: CONNECT IN SERIES ONLY
IN ORDER TO KEEP A CONSTANT CURRENT.

 + Red
 - Black



Installation får endast utföras av behörig elinstallatör.
Installation should be carried out by your local electrician.
Die Installation durch einen Fachmann vornehmen lassen.
L'installation doit être effectuée par un installateur qualifié.
We raden aan om de installatie door een erkend vakman te laten doen.
Debe ser instalado por un electricista cualificado.
L'installazione deve essere effettuata da un elettricista qualificato.
Asennuksen saa tehdä vain pätevä sähköasentaja.